



09276E00

Sheet-Steel Light Fittings
Series 6014 (Zone 1)
Series 6414 (Zones 2, 21 & 22)

- With electronic ballast
- For two-pin fluorescent lamps
- As 1-, 2-, 3- or 4-lamp version
- Versions
 - pendant light fittings
 - wall-mounting light fittings
 - recessed light fittings
- Powder-coated sheet-steel or stainless steel
- Central lock
- All-pole disconnection via NC switch in positive opening operation when glass cover is opened (Series 6014)
- With hinged glass-cover, with hinged reflector plate
- End of Life switching-off 1 and 2 (only 6014)

Series 6014 and 6414 light fittings are preferred for use in spraying and painting installations but also in clean rooms.

Zones 1 & 2, 21 & 22

Sheet-Steel Light Fittings Series 6014 (Zone 1) Series 6414 (Zones 2, 21 & 22)



Selection table					
Version	Lamp wattage W	Number of lamps	Width mm	Ordering code	Weight kg
6014/5 Pendant light fitting (Zone 1)	18	1	280	6014/5121-8..1-6230-1	10,060
		2	280	6014/5122-9..1-6230-1	10,800
		3	380	6014/5223-9..1-6230-1	17,600
		4	380	6014/5224-9..1-6230-1	18,100
	36	1	280	6014/5141-8..1-0230-1	17,000
		2	280	6014/5142-9..1-0230-1	17,500
		3	380	6014/5243-9..1-0230-1	25,200
		4	380	6014/5244-9..1-0230-1	26,500
	58	1	280	6014/5161-8..1-0230-1	20,000
		2	280	6014/5162-9..1-0230-1	20,500
		3	380	6014/5263-9..1-0230-1	30,500
		4	380	6014/5264-9..1-0230-1	31,500
6014/6 Wall-mounting light fitting ¹⁾ (Zone 1)	18	1	280	6014/6121-8..1-6230-1	10,090
		2	280	6014/6122-9..1-6230-1	11,500
		3	380	6014/6223-9..1-6230-1	18,000
		4	380	6014/6224-9..1-6230-1	18,500
	36	1	280	6014/6141-8..1-0230-1	17,400
		2	280	6014/6142-9..1-0230-1	17,900
		3	380	6014/6243-9..1-0230-1	25,900
		4	380	6014/6244-9..1-0230-1	26,900
	58	1	280	6014/6161-8..1-0230-1	20,500
		2	280	6014/6162-9..1-0230-1	20,900
		3	380	6014/6263-9..1-0230-1	30,900
		4	380	6014/6264-9..1-0230-1	31,900
6014/7 Recessed light fitting (Zone 1)	18	1	280	6014/7121-8..1-6230-1	12,300
		2	280	6014/7122-9..1-6230-1	11,000
		3	380	6014/7223-9..1-6230-1	19,000
		4	380	6014/7224-9..1-6230-1	19,500
	36	1	280	6014/7141-8..1-0230-1	18,400
		2	280	6014/7142-9..1-0230-1	18,100
		3	380	6014/7243-9..1-0230-1	27,500
		4	380	6014/7244-9..1-0230-1	29,500
	58	1	280	6014/7161-8..1-0230-1	22,100
		2	280	6014/7162-9..1-0230-1	21,800
		3	380	6014/7263-9..1-0230-1	32,800
		4	380	6014/7264-9..1-0230-1	33,800
Add. to ordering code					
Through wiring	without			6.14/.....0.....	
	with 3 cores			6.14/.....3.....	
	with 5 cores			6.14/.....5.....	
Cable entries	Standard	1 cable gland M 25 x 1,5, 1 cable gland M 25 x 1,5 with integrated plug and 1 plugs M 25 x 1,5		6.14/.....1.....	
	Special	Specify non-standard entries on writing		6.14/.....9.....	
Material	Standard	Sheet-steel, powder-coated -> no specification required			
	Special	Stainless steel 1.4301 (AISI 316Ti) -> state with order			
<p>Note The light fittings are supplied without tubes and mounting material. These must be ordered separately.</p> <p>¹⁾ Wall-mounting brackets must be ordered separately.</p>					

Sheet-Steel Light Fittings

Series 6014 (Zone 1)

Series 6414 (Zones 2, 21 & 22)

Selection table						
Version	Lamp wattage W	Number of lamps	Width mm	Ordering code	Weight kg	
6414/5 Pendant light fitting (Zones 2, 21 & 22)	18	1	280	6414/5121-8..0-6230-1	10,600	
		2	280	6414/5122-9..0-6230-1	11,100	
		3	380	6414/5223-9..0-6230-1	17,600	
		4	380	6414/5224-9..0-6230-1	18,100	
	36	1	280	6414/5141-8..0-6230-1	17,000	
		2	280	6414/5142-9..0-6230-1	17,500	
		3	380	6414/5243-9..0-6230-1	25,500	
		4	380	6414/5244-9..0-6230-1	26,500	
	58	1	280	6414/5161-8..0-6230-1	20,000	
		2	280	6414/5162-9..0-6230-1	20,500	
		3	380	6414/5263-9..0-6230-1	30,500	
		4	380	6414/5264-9..0-6230-1	31,500	
	6414/6 Wall-mounting light fitting ¹⁾ (Zones 2, 21 & 22)	18	1	280	6414/6121-8..0-6230-1	10,900
			2	280	6414/6122-9..0-6230-1	11,500
			3	380	6414/6223-9..0-6230-1	11,500
			4	380	6414/6224-9..0-6230-1	18,500
36		1	280	6414/6141-8..0-6230-1	17,400	
		2	280	6414/6142-9..0-6230-1	17,900	
		3	380	6414/6243-9..0-6230-1	25,900	
		4	380	6414/6244-9..0-6230-1	26,900	
58		1	280	6414/6161-8..0-6230-1	20,500	
		2	280	6414/6162-9..0-6230-1	20,900	
		3	380	6414/6263-9..0-6230-1	30,900	
		4	380	6414/6264-9..0-6230-1	31,900	
6414/7 Recessed light fitting (Zones 2, 21 & 22)		18	1	280	6414/7121-8..0-6230-1	12,300
			2	280	6414/7122-9..0-6230-1	12,800
			3	380	6414/7223-9..0-6230-1	19,000
			4	380	6414/7224-9..0-6230-1	19,500
	36	1	280	6414/7141-8..0-6230-1	18,400	
		2	280	6414/7142-9..0-6230-1	19,400	
		3	380	6414/7243-9..0-6230-1	27,500	
		4	380	6414/7244-9..0-6230-1	28,500	
	58	1	280	6414/7161-8..0-6230-1	18,400	
		2	280	6414/7162-9..0-6230-1	22,600	
		3	380	6414/7263-9..0-6230-1	32,800	
		4	380	6414/7264-9..0-6230-1	33,800	
	Add. to ordering code					
	Through wiring	without			6414/.....0.....	
		with 3 cores			6414/.....3.....	
		with 5 cores			6414/.....5.....	
Cable entries	Standard	1 cable gland M 25 x 1,5 and 2 plugs M 25 x 1,5		6414/.....1.....		
	Special	Specify non-standard entries on writing		6414/.....9.....		
Material	Standard	Sheet-steel, powder-coated -> no specification required				
	Special	Stainless steel 1.4301 (AISI 316Ti) -> state with order				
Note						
The light fittings are supplied without tubes and mounting material. These must be ordered separately.						
1) Wall-mounting brackets must be ordered separately.						



Technical Data	
Version	6014 (Zone 1) 6414 (Zones 2, 21 & 22)
Explosion protection	
Gas explosion protection	⊕ II 2 G EEx ed IIC T4 ⊕ II 3 G EEx n A II T4
Dust explosion protection	⊕ II 2 D IP 65 T80 °C / T90 °C Zone 21: ⊕ II 2 D IP 65 T74 °C Zone 22: ⊕ II 3 D IP 65 T74 °C
Certificates	
Gas explosion protection	PTB 99 ATEX 2029 Zone 2: SNCH 01 ATEX 3281
Dust explosion protection	PTB 99 ATEX 2029 Zone 21: SNCH 03 ATEX 3572 Zone 22: SNCH 03 ATEX 3572
Marking	CE 0102
Rated voltage	AC: 220 V - 10% ... 240 V + 10%; 50/60 Hz DC: 198 V ... 254 V
Rated current	For light fittings with
	1 lamp 2 lamps 3 lamps 4 lamps
	18 W 0,1 A 0,18 A 0,28 A 0,36 A
	36 W 0,18 A 0,33 A 0,51 A 0,66 A
	58 W 0,25 A 0,49 A 0,74 A 0,98 A
Power factor cos φ	cos φ ≥ 0,96 capacitive; additional compensation not required
Ambient temperature	- 20 °C ... + 50 °C
Lamps	Two-pin fluorescent lamps; 26 mm diameter; for holder G13 1 x 18 W; 2 x 18 W; 3 x 18 W; 4 x 18 W; 1 x 36 W; 2 x 36 W; 3 x 36 W; 4 x 36 W; 1 x 58 W; 2 x 58 W; 3 x 58 W; 4 x 58 W
End of Life -Abschaltung	The ballast may also be manufactured with a modified electronic circuitry. -- The electronic ballast, type 6042/9... meets the requirements according to IEC 61347-2-3 (simulation of the „end-of-life-effect“ or fluorescent lamps, test 1: „asymmetrical-pulse-test“ and test 2: „asymmetrical-power-test“ corresponding to the test conditions stated in the draft of IEC 60079-7 ed.4, annex H).
Protection	IP 65 (IP 64 with Breathing gland 8162)
Protection class	I (with internal PE-terminal)
Material	
Housing	Standard Sheet-steel, powder-coated, colour white, similar to RAL 9016 Special Stainless steel 1.4301 (AISI 304)
Gasket	EPDM formed gasket
Lens	Safety glass
Central lock	Central locking; glass cover hinged for access
Light guides	Reflector plate, can be swung out
Connections	Line-up terminals, 0,5 mm ² ... 4 mm ² solid / flexible
Switch-off	of light fitting on opening power to ballast is disconnected; switching element with 2 NC contacts in positive opening operation of faulty lamps if lamp is faulty, power supply is automatically switched off by the electronic ballast of light fitting on opening power to ballast is not disconnected of faulty lamps if lamp is faulty, power supply is automatically switched off by the electronic ballast
Cable glands	Standard 1 cable gland M 25 x 1.5 and 2 stopping plug M 25 x 1.5 Special Specify non-standard entries in writing

Sheet-Steel Light Fittings

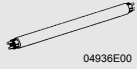
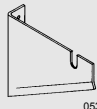



Series 6014 (Zone 1)

Series 6414 (Zones 2, 21 & 22)

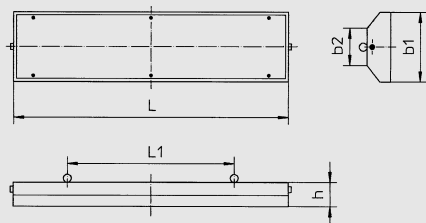
Technical Data

Mounting	Pendant light fitting	Light fitting top has 2 M 8 threaded rivets which allow use of different mounting parts, e. g. ring bolts.
	Wall-mounting light fitting	Each small end is fitted with one M 12 threaded bolt. The light fitting is hooked-in by these bolts to the mounting brackets and secured by lock nuts. The light fittings angle of inclination is infinitely variable.
	Recessed light fitting	Mounting frames with fixing holes are welded-on. Light fitting is inserted into ceiling cut-out and fixed via mounting frame. The frames are flush with the glass cover.

Accessories and spare parts

Designation	Illustration	Description	Ordering code	Weight kg
Fluorescent lamps	 04936E00	18 W 1100 lm	4617220	0,100
		36 W 2600 lm	4617210	0,200
		58 W 4100 lm	4617200	0,283
Wall-mounting bracket	 05375E00	Material: Sheet steel 1 pair For light fittings width: 280 mm	4617180	1,000
		Material: Sheet steel 1 pair For light fittings width: 380 mm	4617190	1,200
Ring bolt	 05378E00	M 8, to mount directly into inserts, 1 pair	6000803900	0,107
Switch	 05651E00	Switch element 8080/1-3-L, 2 NC	8080006600	0,025
Breathing gland	 05703E00	for ventilating and draining M 25 x 1.5	6000803960	0,010

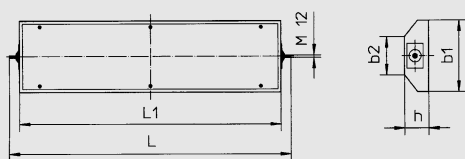
Dimension drawings (all dimensions in mm) - subject to alterations



0499E00

Version	Wattage	Number of lamps	Dimensions in mm				
			L	L1	h	b1	b2
18 W		1	730	550	120	280	206
		2	730	550	120	280	206
		3	730	550	120	380	246
		4	730	550	120	380	246
36 W		1	1340	950	120	280	206
		2	1340	950	120	280	206
		3	1340	950	120	380	246
		4	1340	950	120	380	246
58 W		1	1640	1250	120	280	206
		2	1640	1250	120	280	206
		3	1640	1250	120	380	246
		4	1640	1250	120	380	246

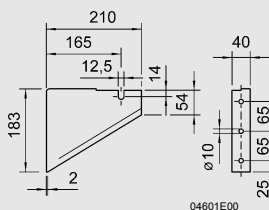
Pendant light fitting 6014/5 and 6414/5



04600E00

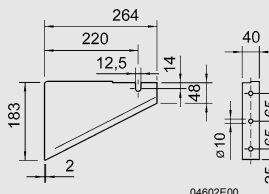
Version	Wattage	Number of lamps	Dimensions in mm				
			L	L1	h	b1	b2
18 W		1	830	730	120	280	206
		2	830	730	120	280	206
		3	830	730	120	380	246
		4	830	730	120	380	246
36 W		1	1440	1340	120	280	206
		2	1440	1340	120	280	206
		3	1440	1340	120	380	246
		4	1440	1340	120	380	246
58 W		1	1740	1640	120	280	206
		2	1740	1640	120	280	206
		3	1740	1640	120	380	246
		4	1740	1640	120	380	246

Wall-mounting light fitting 6014/6 and 6414/6



04601E00

Wall-mounting bracket for light fitting 6014/6 and 6414/6 narrow version (280 mm)



04602E00

Wall-mounting bracket for light fitting 6014/6 and 6414/6 broad version (380 mm)



