

01908E00

Series C-LUX 6100 and 6500 compact light fittings can be used for normal lighting, but also as information fittings or as group- or centrally-powered emergency lights.

**Compact Light Fitting
Series C-LUX 6100 (Zones 1, 21)
and
Series C-LUX 6500
(Zones 2, 21 & 22)**

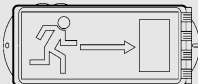
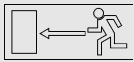
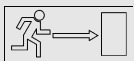
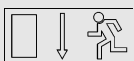

- For use in
 - C-LUX Series 6100:
Zones 1, 21
 - C-LUX Series 6500:
Zones 2, 21 & 22
- With electronic ballast
- Lamps
 - fluorescent lamps 8 W
dia. 16 mm,
with two-pin base G5
 - incandescent lamps 2 x 40 W
or 1 x 60 W (Series 6500)
 - DULUX-L lamps 24 W
(Series 6500)
- Suitable for wall or ceiling mounting
- Can be fitted to order with emergency exit signs
- Central locking
- All-pole disconnection via N/C switch when cover is opened (Series 6100)
- Housing in polyester resin; cover in polycarbonate

Zones 1 & 2, 21 & 22

Compact Light Fitting Series C-LUX 6100 (Zones 1, 21) and Series C-LUX 6500 (Zones 2, 21 & 22)

7












Selection table					
Version	Lamps	Lamps	Electronic ballasts	Ordering code	Weight kg
C-LUX 6100 Zones 1, 21	Fluorescent lamp	1 x 8 W	1	6100/1081-80.1-343-...	2,400
		2 x 8 W	1	6100/1082-80.1-3430-...	2,500
			2	6100/1082-90.1-3430-...	2,900
		3 x 8 W	1	6100/1083-80.1-3430-...	2,600
			2	6100/1083-90.1-3430-...	3,000
C-LUX 6500 Zones 2, 21 & 22	Fluorescent lamp	1 x 8 W	1	6500/1081-80.0-743-...	2,400
		2 x 8 W	1	6500/1082-80.0-7430-...	2,500
			2	6500/1082-90.0-7430-...	2,900
		3 x 8 W	1	6500/1083-80.0-7430-...	2,600
			2	6500/1083-90.0-7430-...	3,000
	DULUX L lamp	1 x 24 W	1	6500/3241-80.0-2430-...	2,400
	Incandescent lamp	1 x 60 W	--	6500/6601-00.0-0430-...	2,150
		2 x 40 W	--	6500/6402-00.0-0430-...	2,300

Add. to ordering code					
Cable entries	Standard:	1 x cable gland M 25 x 1.5 2 x stopping plugs M 25 x 1.5		6.00/.....1-.....	
	Special:	Specify non-standard entries in writing		6.00/.....9-.....	
Monitoring module	without			6.00/.....0-..	
	with			6.00/.....2-..	
Emergency exit	needed only when used as information lights or escape sign lights; With adhesive symbols positioned as follows: Mounting position Standard				
	 A				08481E00
	Special	please specify other positions in writing			
	Please specify emergency exit sign number (see below)				
	Symbol complying with VGB 125, DIN 4844, DIN 5035; recognition distance e = 30 m; size 150 mm x 355 mm				
	without emergency exit sign				6.00/.....-00
	 08483E00	Colours	Sign Background	white green	6.00/.....-60
	 08482E00	Colours	Sign Background	white green	6.00/.....-61
	 08484E00	Colours	Sign Background	white green	6.00/.....-62
	 08485E00	Colours	Sign Background	white green	6.00/.....-91



Compact Light Fitting Series C-LUX 6100 (Zones 1, 21) and Series C-LUX 6500 (Zones 2, 21 & 22)

Add. to ordering code

Emergency exit	Colours	Sign Background	6.00 / -
 08485E00	green	white	71
 08485E00	red	white	81
 08486E00	white	green	92
 08486E00	green	white	72
 08486E00	red	white	82
 08487E00	white	green	90
 08487E00	green	white	70
 08487E00	red	white	80
 08488E00	white	green	93
 08488E00	green	white	73
 08488E00	red	white	83

Note Compact light fittings can be operated as emergency lighting via a group or central battery system; fittings are supplied without lamps, which must be ordered separately; further escape and information signs available on request.

Compact Light Fitting Series C-LUX 6100 (Zones 1, 21) and Series C-LUX 6500 (Zones 2, 21 & 22)


7

STAHL

Technical Data									
Version	6100 (Zones 1, 21)					6500 (Zones 2, 21 & 22)			
Explosion protection									
Gas explosion protection	Zone 1: II 2 G EEx eds IIC T4					Zone 2: II 3 G EEx n A II T4 (T3 for incandescent lamps)			
Dust explosion protection	Zone 21: II 2 D IP 66 T130 °C					Zone 21: II 2 D IP 66 T1 ¹⁾ Zone 22: II 3 D IP 66 T1 ¹⁾			
Certificates									
Gas explosion protection	Zone 1: PTB 97 ATEX 2119					Zone 2: SNCH 03 ATEX 3558			
Dust explosion protection	Zone 21: LCIE 03 ATEX 6158					Zone 21: SNCH 03 ATEX 3557 Zone 22: SNCH 03 ATEX 3558			
Marking	CE 0102								
Rated Voltage	for fluorescent lamps: AC: 220 V - 10% ... 240 V + 10%; 50 / 60 Hz DC: 198 V ... 250 V for Dulux L lamps: AC: 220 V - 10% ... 240 V + 6%; 50 / 60 Hz DC: 176 V... 254 V for incandescent lamps: 230 V								
Lamps	Fluorescent lamps					DULUX L	Incandescent lamps		
Number of lamps	1 x 8 W	2 x 8 W		3 x 8 W		1 x 24 W	1 x 60 W	2 x 40 W	
Electronic ballast	1	1	2	1	2	1	--	--	
Rated current	0.088 A	0.135 A	0.176 A	0.2 A	0.223 A	0.11 A	0.26 A	0.35 A	
Ambient temperature	- 20 °C ... + 50 °C - 5 °C ... + 50 °C (Version 3 x 8 W with 1 electronic ballast)								
Material									
Enclosure	glass fibre reinforced polyester resin colour: white, similar to RAL 9010								
Cover	Polycarbonate								
Gaskets	Polyurethane; foamed into cover								
Protection class	I (with internal PE connection terminal)								
Degree of protection	IP 66 / IP 67 (IP 64 with Breathing gland 8162)								
Cover fixing	Central locking using socket spanner M 8 / SW 13; cover hinged for access								
Light guides	Reflector painted white; Cover with prism structure providing directed light from fitting								
Connection									
Terminal block	in polyamide with cover								
Marking	L, N, PE								
Terminal size	2 x 4 mm ² for solid cores 2 x 2.5 mm ² for flexible cores								

08478E02

Compact Light Fitting Series C-LUX 6100 (Zones 1, 21) and Series C-LUX 6500 (Zones 2, 21 & 22)

Technical Data		
Version	6100 (Zones 1, 21)	6500 (Zones 2, 21 & 22)
Disconnection of light fitting on opening	Central locking device with safety interlock; switch 8080 with N/C contacts; when central lock is opened, voltage to ballast is disconnected on both poles; a safety interlock in switching mechanism prevents fitting from being reconnected while cover and central lock are open.	Standard light fitting 6500: without switching off
Faulty lamp	If lamp is faulty power supply is automatically switched off by electronic ballast	
Cable entries	1 cable entry 8161 in plastic M 25 x 1,5 and 2 plugs 8290 in plastic, M 25 x 1,5	
Standard	 <p>8290 M 25 x 1,5 8290 M 25 x 1,5 8161 M 25 x 1,5 Cover hinge</p> <p style="text-align: right;">08479E00</p>	
Special	Other entries in moulded plastic or metal are available to order - details available on request.	
Operating modes	Mains operation for general lighting or as information lights. Emergency light operation, supplied from group or central battery system for emergency or escape route lighting.	
Monitoring module	Monitoring and switch module for central battery systems in accordance to VDE 0108: The module is capable of performing the single monitoring of light fitting and the combined circuit of normal and emergency light fittings. The module offers the following functionality:	
Function	<ul style="list-style-type: none"> • Control of the light fitting (ON / OFF) and function testing • Within one circuit it is possible to operate up to 20 modules via a coding switch • Each single device within a circuit can be programmed as: permanent light, stand-by light and switched light • Mixed operation of modules in one circuit possible 	
Input voltage	(Input between L+ and N-)	
	U_N	230 VAC (+10%/-15%); 50 Hz
	U_{DC}	175 V ... 275 VDC
Control input	(between L and N)	
	U_N	230 VAC (+10%/-15%); 50 Hz
Connection power (Output)	P	4 W ... 100 W
Ambient temperature limit	$t_{a (Modul)}$	- 10 °C ... + 50 °C
Dimensions	L x B x H = 95 mm x 40 mm x 32 mm	

Technical Data

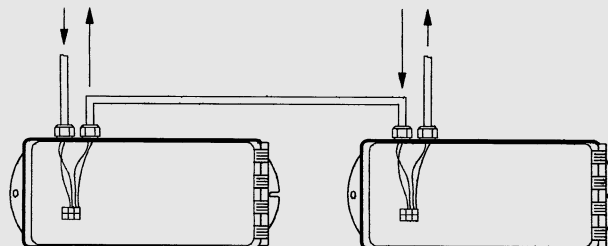
Installation notes

Mounting

Can be wall- or ceiling-mounted

Looping through of cables

2 leads can be connected to each terminal on the input side, making fittings suitable for looped connection



08480E00

Emergency exit signs

Use

for information lights or escape route lighting

Material

Foil, self-adhesive, printed with various pictograms in different colours

Mounting

Foil, stuck to the cover externally

Options

The emergency exit signs available are detailed in selection table

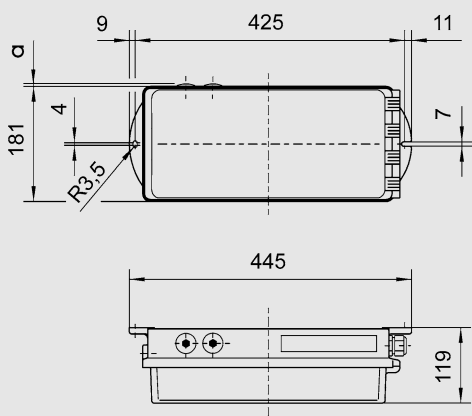
Recognition distance

e = 30 m

Dimensions

see dimension drawings


Dimension drawings (all dimensions in mm) - subject to alterations



04293E00

Additional dimensions for cable entries 8161 and plugs 8290



	a (mm)
8161 M 25 x 1.5	32
8290 M 25 x 1.5	6



04295E00

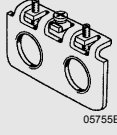
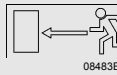
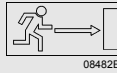
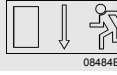





Emergency exit sign

Accessories and spare parts

Designation	Illustration	Description	Ordering code	Weight kg
Fluorescent lamps	 04936E00	8 W, Ø 16 mm, for two-pin G5 holder		
		Colour of light cool white	Light flux 450 lm	10 pc
Socket spanner	 05321E00	M 8 / SW 13; to operate central locking	8198005400	0,126



Compact Light Fitting Series C-LUX 6100 (Zones 1, 21) and Series C-LUX 6500 (Zones 2, 21 & 22)

Accessories and spare parts						
Designation	Illustration	Description	Ordering code	Weight kg		
Adapter plate	 05755E00	for use with metal cable glands which are integrated into the earthing system via the stainless steel adapter plates				
		2 x M 20 x 1.5	1 pc	6000819550	0,060	
		2 x M 25 x 1.5	1 pc	6000820550	0,060	
Emergency exit sign	 08483E00	Adhesive foil: size: 150 mm x 355 mm recognition distance: e = 30 m Colour: Background Symbol/Text				
		white green	1 pc	5203600	0,010	
		 08482E00	white green	1 pc	5203610	0,010
		 08484E00	white green	1 pc	5203620	0,010
		 08485E00	white green	1 pc	5203910	0,010
			green white	1 pc	5203710	0,010
			red white	1 pc	5203810	0,010
		 08486E00	white green	1 pc	5203920	0,010
			green white	1 pc	5203720	0,010
			red white	1 pc	5203820	0,010
		 08487E00	white green	1 pc	5203900	0,010
			green white	1 pc	5203700	0,010
			red white	1 pc	5203800	0,010
		 08488E00	white green	1 pc	5203930	0,010
			green white	1 pc	5203730	0,010
			red white	1 pc	5203830	0,010
		Diffuser	 05704E00	for light fitting 8 W	6100801050	0,250

We reserve the right to make alterations to the technical data, weights, dimensions, designs and products available without notice. The illustrations cannot be considered binding.

**Compact Light Fitting
Series C-LUX 6100 (Zones 1, 21) and
Series C-LUX 6500 (Zones 2, 21 & 22)**

