




**Control Switches for Panel Mounting
Series 8003**

- Explosion protection to
 - CENELEC
 - IEC
- For use in
 - Zone 1 and Zone 2
 - Zone 21 and Zone 22
- Switch function
 - many switching arrangements (latching or spring-return) possible via coding
 - easy change of the coding possible on site
 - max. 2 pole
- For max. 6 A
- With connection leads or terminals



10528E00

Mounting is extremely simple. The patented fixing mechanism makes installation into switch panels with standard 30,5 mm diameter holes simple and fast.

Selection table			
Version	Description	Switching arrangements	Ordering code
 Key-operated switch 8003/...-008-... 01059E00	2 switching positions Cage clamp with connection area	 07144E00	8003/121-...-2-r
		 07124E00	8003/131-...-2-r
 Control switch not padlockable 8003/...-726-... 01861E00	3 switching positions Cage clamp with connection area	 07127E00	8003/141-...-2-r
		 07150E00	8003/131-...-3-rr
 Control switch one-time padlockable 8003/...-727-... 01860E00		 07126E00	8003/131-...-3-rt
		 07145E00	8003/141-...-3-rt
		 07139E00	8003/131-...-3-tt
		 07143E00	8003/141-...-3-tt
Add. to ordering code			
Operation	Key-operated switch		8003/...-008-... . . .
	Control switch with rotary actuator, not padlockable		8003/...-726-... . . .
	Control switch with rotary actuator, one-time padlockable		8003/...-727-... . . .
Note	Also available with fitted connection lead, in a length of 3 m , 6 m or 15 m. Other 2 pole switching combinations available with spring-return or latched positions.		

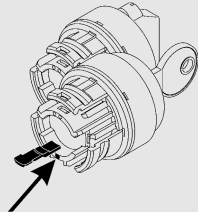
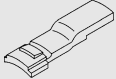
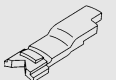


Coding of Actuators Series 8602

You can change the functions „spring-return“ and „latching“ for the control switches and key switches by yourself on site at the already mounted actuator.
At the key switch actuators also the function „key not withdrawable“ can be coded on site.

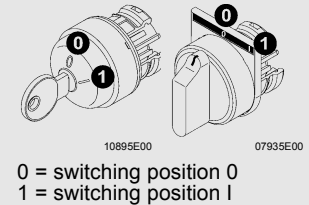
Actuators with 2 switching positions

for key switch (8602A0008-2-2-...),
for control switch (8602A0727-2-2-...)

coding element	switching position I	switching position 0
		
without	„latching“ key withdrawable	„latching“; key withdrawable; can not be coded
yellow 	„spring-return“ key not withdrawable	
red 	„latching“ key not withdrawable	

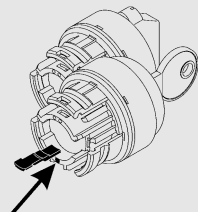
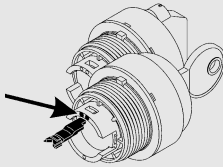
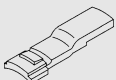
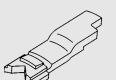
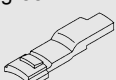
Note: The 2 position actuators type 8602A0726-2-2-... for control switches are already configured „latching“ or „spring-return“ at the factory and cannot be coded on site!

2 switching positions

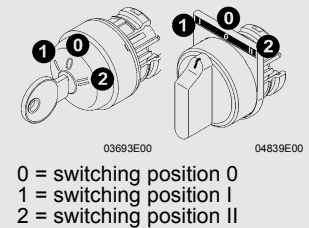


Actuators with 3 switching positions

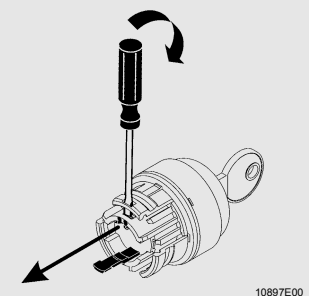
for key switch (8602A0008-2-2-...),
for control switch (8602A0727-2-2-...)

coding element	switching position I	switching position II	switching position 0
			
without	„latching“ key withdrawable	„latching“ key withdrawable	„latching“; key withdrawable; can not be coded
yellow 	„spring-return“ key not withdrawable	„spring-return“ key not withdrawable	
red 	--	„latching“ key not withdrawable	
green 	„latching“ key not withdrawable	--	

3 switching positions






Demounting of coding elements



Technical data see Control Buttons / Switches for Panel Mounting Series 8003

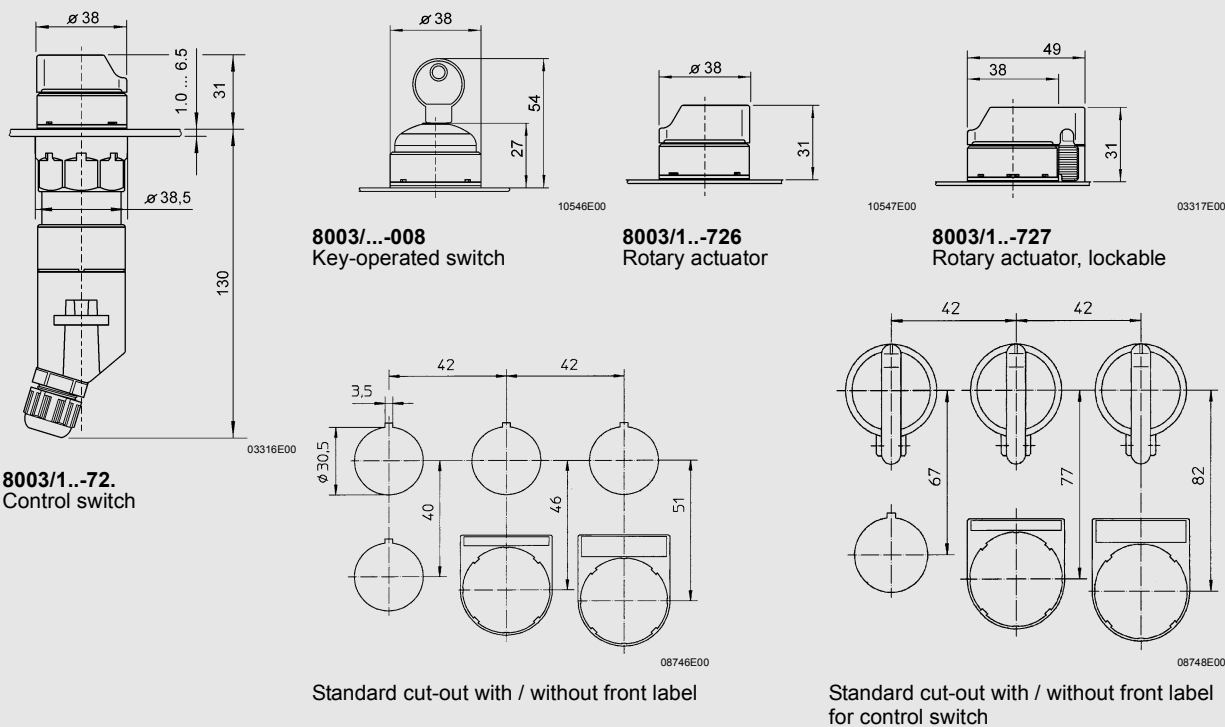
Accessories and spare parts

Designation	Illustration	Description	Ordering code	Weight kg	
Actuators	 05734E00	for key-operated switch with two-positions	8003/...-008-2	8602830177AD	0,049
		for key-operated switch with three-positions	8003/...-008-3	8602830177AE	0,049
	 05049E00	for control switch	8003/...-726		
		2 positions: Function: 0 latching 1 latching		8602830177AI	0,028
		2 positions: Function: 0 latching 1 spring-return		8602830177AS	0,028
	3 positions: Function: I free codable * 0 latching II free codable *		8602830177AK	0,028	
	 05048E00	for control switch, padlockable	8003/...-727		
2 positions: Function: 0 latching 1 free codable *			8602830177AL	0,030	
3 positions: Function: I free codable * 0 latching II free codable *			8602830177AM	0,030	

* all necessary coding elements are included

Further accessories and spare parts see Control Buttons / Switches for Panel Mounting Series 8003

Dimension drawings (all dimensions in mm) - subject to alterations



We reserve the right to make alterations to the technical data, weights, dimensions, designs and products available without notice. The illustrations cannot be considered binding.