



01940E00

## Load and Motor Switches Series 8511

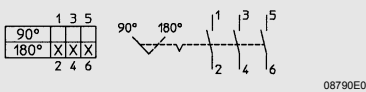
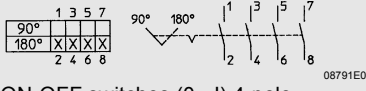
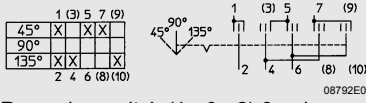
- Explosion protection to
  - CENELEC
  - IEC
- Can be used in
  - Zone 1 and Zone 2
  - Zone 21 and Zone 22
- Motor switching capacity AC 3 to  
DIN VDE 0660 / IEC / EN 60947
- Isolating switch characteristics
- Available for rated operating  
currents of 16 A to 630 A
- Robust enclosures of
  - glass fibre-reinforced  
polyester resin
  - sheet steel  
(surge chamber with  
connection space)
- Large grip, lockable,  
colours black or yellow / red
- Degree of protection IP 65

STAHL

Series 8511 load and motor switches are used as main connection switches for distribution units and motor circuits. The standard range of switches have rated currents up to 25 A. Switches for higher rated currents are designed and manufactured to order.

# Zones 1 & 2, 21 & 22

**Selection table**

Version	Schematic Description	Rated current	P at 400 V AC 3 kW	Compression glands	Ordering code	Weight kg
8511 Load and motor switches	 <p>ON-OFF switches (0 - I) 3-pole with N-terminal</p>	16 A	7.5	2 x M 25 x 1.5	<b>8511/1-102</b>	1,400
		25 A	11	2 x M 32 x 1.5	<b>8511/1-103</b>	1,900
	 <p>ON-OFF switches (0 - I) 4-pole</p>	16 A	7.5	2 x M 25 x 1.5	<b>8511/1-602</b>	1,500
		25 A	11	2 x M 32 x 1.5	<b>8511/1-603</b>	1,700
	 <p>Reversing switch (1 - 0 - 2) 3-pole</p>	16 A	7.5	2 x M 25 x 1.5	<b>8511/1-502</b>	2,400
		25 A	11	2 x M 32 x 1.5	<b>8511/1-503</b>	1,500

**Add. to ordering code**

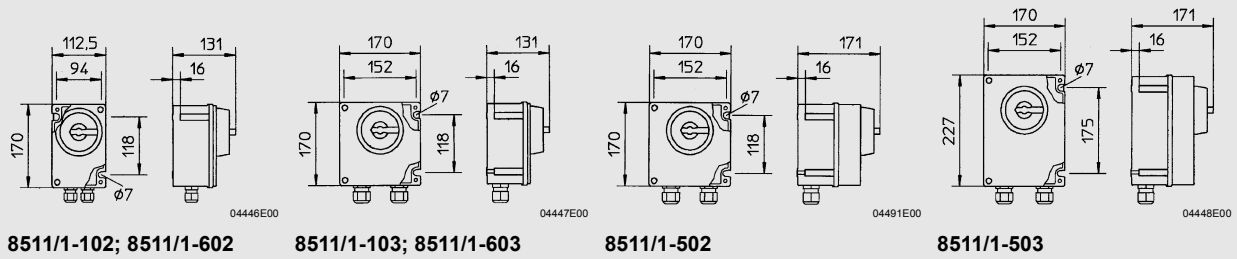
Modifications to standard design are available, e.g. red handle with yellow collar for EM-STOP function, different cable entries – specify on order

**Technical Data**

Explosion protection																						
Gas explosion protection	⊕ II 2 G EEx ed IIC T6																					
Dust explosion protection	⊕ II 2 D IP65 T 80 °C																					
Certificates																						
Gas explosion protection	PTB 01 ATEX 1024 (certificate type 8146/5)																					
Dust explosion protection	LCIE 02 ATEX 6241 (see type 8146/5)																					
Other certificates	CSA (Canada); FM, UL (USA); VNIIEF (Russia)																					
Main contacts	max. 8-pole																					
<b>Type/Size</b>	<b>8511/1-.02 16A</b>	<b>8511/1-.03 25A</b>																				
Rated working voltage	690 V , AC																					
Rated operating current	16 A																					
Switching capacity	AC 3 to IEC / EN 60 947																					
	<table border="1"> <thead> <tr> <th>U</th> <th>P</th> </tr> </thead> <tbody> <tr> <td>230 V</td> <td>4.0 kW</td> </tr> <tr> <td>400 V</td> <td>7.5 kW</td> </tr> <tr> <td>500 V</td> <td>7.5 kW</td> </tr> <tr> <td>690 V</td> <td>11 kW</td> </tr> </tbody> </table>	U	P	230 V	4.0 kW	400 V	7.5 kW	500 V	7.5 kW	690 V	11 kW	<table border="1"> <thead> <tr> <th>U</th> <th>P</th> </tr> </thead> <tbody> <tr> <td>230 V</td> <td>5.5 kW</td> </tr> <tr> <td>400 V</td> <td>11 kW</td> </tr> <tr> <td>500 V</td> <td>15.0 kW</td> </tr> <tr> <td>690 V</td> <td>22.0 kW</td> </tr> </tbody> </table>	U	P	230 V	5.5 kW	400 V	11 kW	500 V	15.0 kW	690 V	22.0 kW
U	P																					
230 V	4.0 kW																					
400 V	7.5 kW																					
500 V	7.5 kW																					
690 V	11 kW																					
U	P																					
230 V	5.5 kW																					
400 V	11 kW																					
500 V	15.0 kW																					
690 V	22.0 kW																					
Back-up fuse	50 A, gL	50 A, gL																				
Terminals	4/6 mm <sup>2</sup> , flexible/solid	6/10 mm <sup>2</sup> , flexible/solid																				
Housing	polyester																					
Switch handle	in 0-position padlockable in 3 positions Colour: handle black, collar black Special: red handle, collar yellow (EM-STOP function)																					
Degree of protection	IP 65																					
Life	> 10 <sup>5</sup> Operations																					
Ambient temperature	- 20 °C ... + 40 °C																					



**Dimension drawings** (all dimensions in mm) - subject to alterations



We reserve the right to make alterations to the technical data, weights, dimensions, designs and products available without notice. The illustrations cannot be considered binding.