
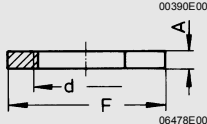

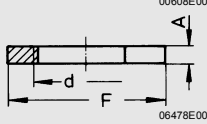

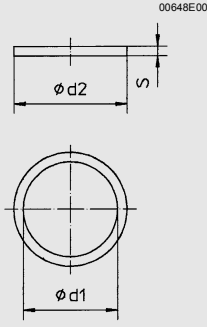


Selection table

Version	Dimensions [mm]				Ordering code	Weight kg
	Internal thread d	SW	F	A		
Locknuts - Metric Material: Galvanized steel  	M 16 x 1.5	19	21.9	3.5	4611170	0,004
	M 20 x 1.5	24	27.7	3.5	4611180	0,005
	M 25 x 1.5	30	34.6	3.5	4611200	0,007
	M 32 x 1.5	41	47.3	3.5	4611230	0,013
	M 40 x 1.5	50	57.7	6	4611260	0,038
	M 50 x 1.5	60	69.3	6	4611290	0,053
	M 63 x 1.5	75	86.6	6	4611310	0,080
	M 75 x 1.5	85	98.1	8	4611320	0,134
Material: Nickel-plated brass  	M 16 x 1.5	19	22	3	5068720	0,004
	M 20 x 1.5	24	27	3	5068730	0,005
	M 25 x 1.5	29	32	3.5	5068740	0,007
	M 32 x 1.5	36	40	4	5068750	0,016
	M 40 x 1.5	46	51	4.5	5068760	0,038
	M 50 x 1.5	55	61	5	5068770	0,054
	M 63 x 1.5	70	78	5.5	5068780	0,082
	M 75 x 1.5	85	97	6	5068790	0,151

Selection table

Version	Material	for nominal size	Dimensions [mm]			Ordering code
			d ₁	d ₂	S	
Flat Rings  	vulcanized fibre	M 10	10	14	2	5158040
		M 15	15	21	2	5158050
		M 16	16	22	2	5157930
		M 20	20	26	2	5157940
		M 24	24	30	2	5158060
		M 25	25	31	2	5157950
		M 27	27	33	3	5158070
		M 30	30	36	3	5158080
		M 32	32	38	3	5157960
		M 33	33	39	3	5158090
		M 36	36	42	3	5158100
		M 40	40	46	3	5157970
		M 42	42	48	3	5158110
		M 48	48	54	3	5158120
		M 50	50	56	3	5157980
		M 56	56	64	3	5158130
		M 63	63	69	3	5157990
		M 75	75	83	3	5158010
		M 90	90	117	3	5158020
		M 105	105	139	3	5158170